

PDF417 Barcode Font in EBS R12.1.1(XML Publisher)

Note: We have used [IDAutomation PDF417 Font and Encoder Suite Demo Font](#) here as example

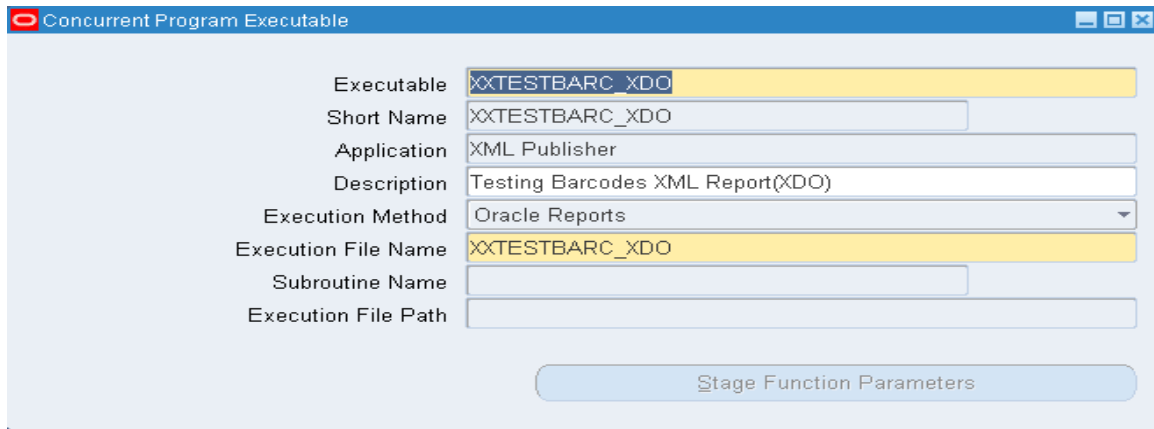
Note: This document and file in this doc has been fully tested

1. Created XXTESTBARC.rdf



XXTESTBARC_XDO.rdf

2. Register executable and concurrent Program



Executable	XXTESTBARC_XDO
Short Name	XXTESTBARC_XDO
Application	XML Publisher
Description	Testing Barcodes XML Report(XDO)
Execution Method	Oracle Reports
Execution File Name	XXTESTBARC_XDO
Subroutine Name	
Execution File Path	

Stage Function Parameters

Concurrent Programs

Program: **Testing Barcodes XML Report(XDO)** Enabled

Short Name: **XXTESTBARC_XDO**

Application: **XML Publisher**

Description: **Testing Barcodes XML Report(XDO)**

Executable

Name: **XXTESTBARC_XDO** Options:

Method: **Oracle Reports** Priority:

Request

Type:

Incrementor:

MLS Function:

Use in SRS Allow Disabled Values

Run Alone Restart on System Failure

Enable Trace NLS Compliant

Output

Format: **XML**

Save (C) Print

Columns:

Rows:

Style: **PDF Publisher** Style Required

Printer:

Business Events

Request Submitted (Y) Request Running Post Processing Ended

Request On Hold Program Completed Request Completed (Z)

Request Resumed Post Processing Started

Copy to... Session Control Incmpatibilities Parameters

Concurrent Program Parameters

Program: **Testing Barcodes XML Report(XDO)**

Application: **XML Publisher**

Conflicts Domain:

Security Group:

Seq	Parameter	Description	Enabled
10	Data	<input type="text"/>	<input checked="" type="checkbox"/>
<input type="text"/>	<input type="text"/>	<input type="text"/>	<input type="checkbox"/>
<input type="text"/>	<input type="text"/>	<input type="text"/>	<input type="checkbox"/>
<input type="text"/>	<input type="text"/>	<input type="text"/>	<input type="checkbox"/>

Validation

Value Set: **50 Characters** Description: **50 Characters free text with r**

Default Type:

Required Enable Security

Default Value:

Range:

Display

Display Size: **50** Description Size: **50**

Concatenated Description Size: **25** Prompt: **Data**

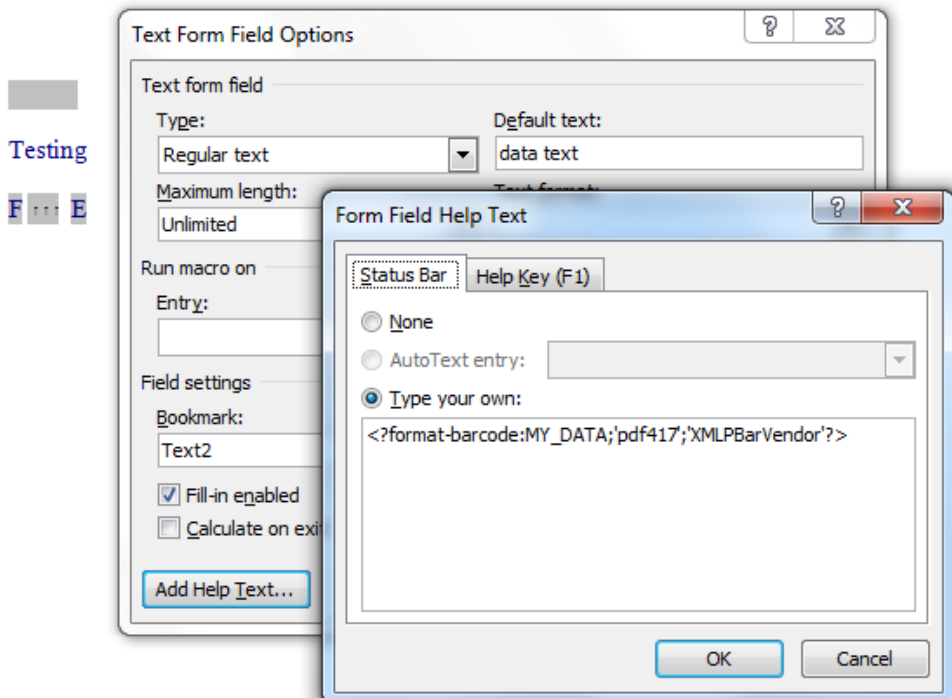
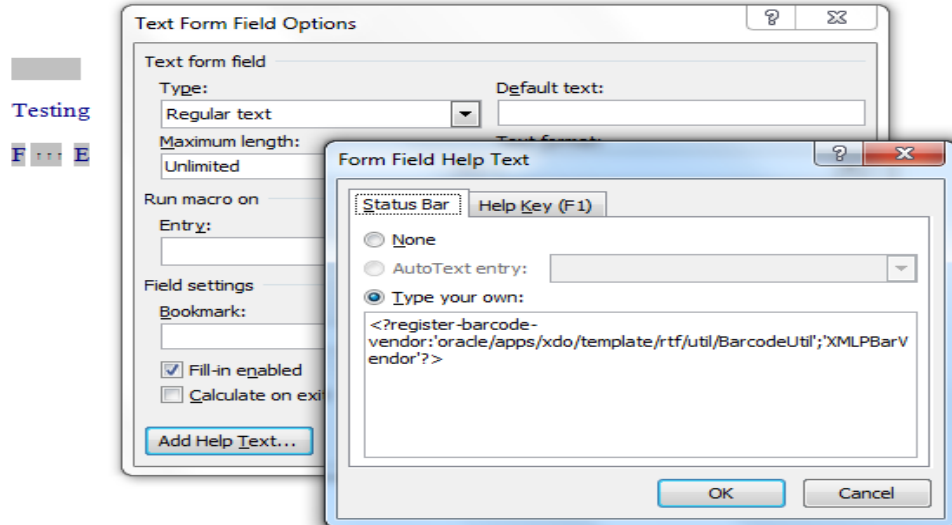
Token: **P_DATA**

3. Created XXTESTBARC.rtf Template



XXTESTBARC.rtf

Screen shots of data fields inside the template



4. XML Data definition and Template Upload

Templates | Data Definitions | Administration

Data Definitions >

View Data Definition: XXTESTBARC_XDO

General

Personalize "General"
 Personalize Stack Layout: (GeneralStackRn)
 Personalize Table Layout: (ButtonsTable)

Update Edit Configuration

Name **XXTESTBARC_XDO** Code **XXTESTBARC_XDO**
 Application **XML Publisher** Start Date **14/10/2015**
 End Date

Description

Templates | Data Definitions | Administration

Templates >

View Template: XXTESTBARC_XDO

General

Personalize "General"
 Personalize "General Information"
 Personalize Table Layout: (UpdateButtonRn)

Update Edit Configuration

Name **XXTESTBARC_XDO** Code **XXTESTBARC_XDO**
 Application **XML Publisher** Data Definition **XXTESTBARC_XDO**
 Type **RTF** Start Date **14/10/2015**
 Default File **XXTESTBARC.rtf** End Date
 Default File Language **English** Subtemplate **No**
 Default File Territory **United States** Default Output Type **PDF**

Description

Template Files

Personalize "Template Files"
 Personalize "Template Files"
 Personalize Table Layout: (ButtonRn1)
 Personalize Stack Layout: (PreviewFormatRn)
 Preview Format **PDF** Add File

Localized Templates

Personalize "Localized Templates"
 Personalize Stack Layout: (LocalFilesLayoutRn)
 Personalize "This table is for displaying templ..."

File Name	Language	Territory	Preview	Download	Update	Delete
XXTESTBARC.rtf	English	United States				

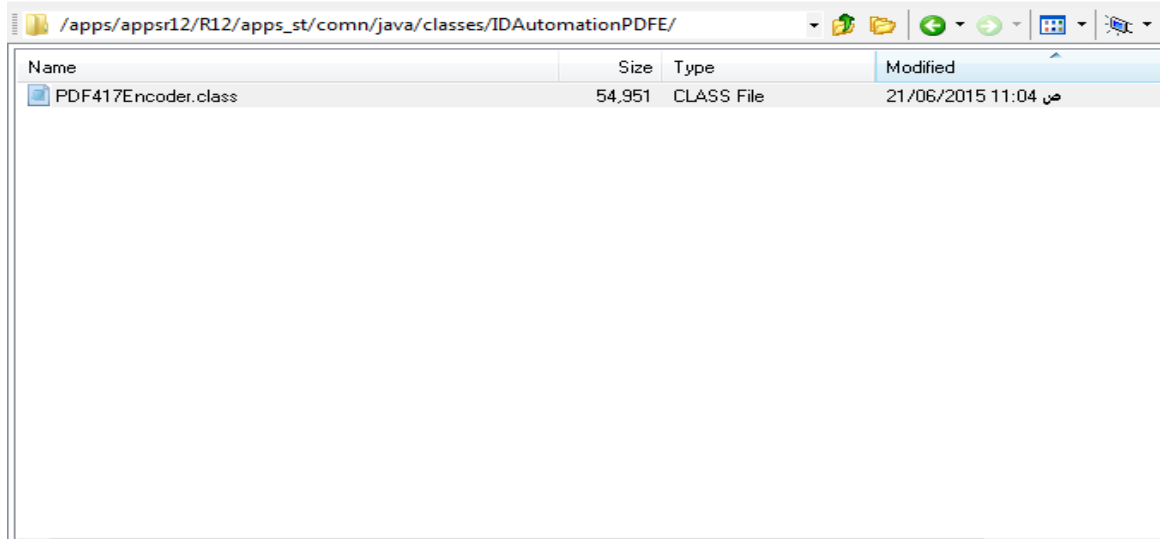
5. Move Barcode Vendor Encoder class file PDF417Encoder.class(This is provided by the Vendor in the PDF417 Font and Encoder Suite Developer Package) to \$JAVA_TOP as shown



PDF417Encoder.class

- a. Create folder IDAutomationPDFE on \$JAVA_TOP and move the encoder class to this folder

/apps/appsr12/R12/apps_st/comn/java/classes/IDAutomationPDFE/



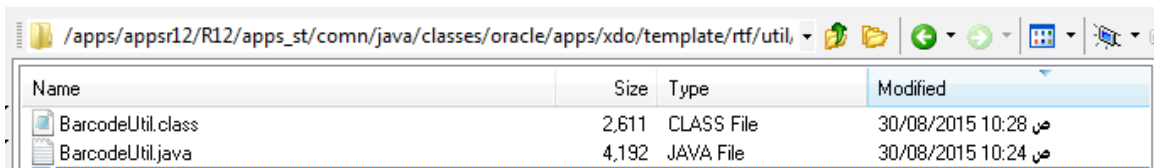
6. Move the BarcodeUtil.java file to the path below and compile to BarcodeUtil.class file



BarcodeUtil.java

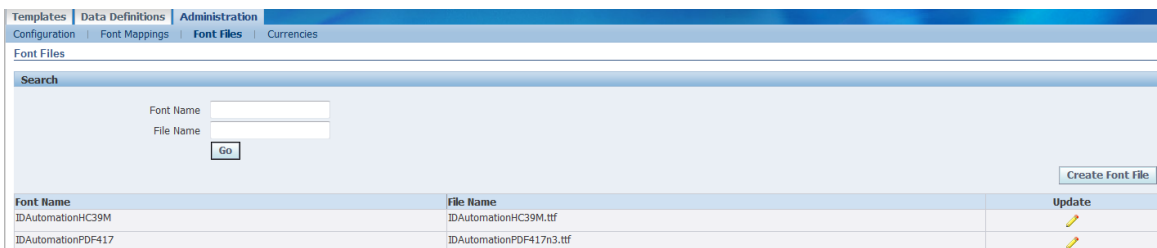
a. Create folder 'barcoder' in below path

/apps/appsr12/R12/apps_st/comn/java/classes/oracle/apps/xdo/template/rtf/util/barcoder



b. Javac BarcodeUtil.java – to create BarcodeUtil.class

7. Upload the Barcode Font file to e-Business suite



8. Create Font Mapping for Barcode Font

[Templates](#) | [Data Definitions](#) | [Administration](#)
 Configuration | **Font Mappings** | [Font Files](#) | [Currencies](#)
 Administration: [Font Mappings](#) >
Font Mappings

General

Mapping Name **IDAutomation_FM**
 Mapping Code **IDAutomation_FM**
 Type **FO To PDF**

Font Mappings

Personalize Stack Layout: (region3)

Font Family	Style	Weight	Language	Territory	Target Font Type	Target Font	Update	Delete
IDAutomationHC39M	Normal	Normal			Truetype	IDAutomationHC39M		
IDAutomationPDF417	Normal	Normal			Truetype	IDAutomationPDF417		

9. Attach Font Mapping to FO Processing for this Template

[Templates](#) | [Data Definitions](#) | [Administration](#)
 Templates > [View Template: XXTESTBARC](#) >
Configuration

Personalize Stack Layout: (Context&n)

Data Application **PFC Records**
 Data Definition **XXTESTBARC**
 Template Application **PFC Records**
 Template **XXTESTBARC**

|

Focus Properties	Template Value	Inherited Value
[-] Properties		
[-] General		
[-] PDF Output		
[-] PDF Security		
[-] RTF Output		
[-] HTML Output		
[-] FO Processing		
Font mapping set	IDAutomation_FM	IDAutomation_FM
Currency format set		

10. Run Report from Application

Thanks to https://blogs.oracle.com/xmlpublisher/entry/pdf417_for_e_business_suite for this tutorial.