


## IDAutomation SC5USB-D: Enable Continuous Mode




1. Scan the Program Barcode




2. Scan the Scanning Mode Barcode



3. To enable Continuous Mode scan 0, 4 (or to return to Momentary Mode scan 0,1)



4. Scan Finish Barcode



5. Scan the Exit Barcode

